






Product	Variants	Documents	BIM & CAD
<p><b>Presto 605 Timed Flow Tap</b></p> 	P64608 - Presto 605 timed flow tap – cold 7.5 sec	<p><a href="#">Specification - Presto 605</a>  <a href="#">Presto 605 Tap Line Drawing</a></p>	<p><a href="#">Revit - Presto 605 Cold</a>  <a href="#">Revit - Presto 605 Warm</a>  <a href="#">ARCHICAD - Library</a>  <a href="#">CAD - Presto 605 (dxf)</a></p>
<p><b>Presto 605 Timed Flow Tap</b></p> 	P64626 - Presto 605 timed flow tap – warm 7.5 sec	<p><a href="#">Specification - Presto 605</a>  <a href="#">Presto 605 Tap Line Drawing</a></p>	<p><a href="#">Revit - Presto 605 Cold</a>  <a href="#">Revit - Presto 605 Warm</a>  <a href="#">ARCHICAD - Library</a>  <a href="#">CAD - Presto 605 (dxf)</a></p>
<p><b>Presto 504 Timed Flow Tap</b></p> 	P63007 - Presto 504 timed flow tap – cold 7.5 sec	<p><a href="#">Specification - Presto 504</a></p>	<p><a href="#">PlumbingFixtures Tap Thornthwaite Presto504 Cold.rfa</a>  <a href="#">PlumbingFixtures Tap Thornthwaite Presto504 Warm.rfa</a>  <a href="#">Presto 504.dxf</a></p>
<p><b>Presto 504 Timed Flow Tap</b></p> 	P63017 - Presto 504 timed flow tap – warm 7.5 sec	<p><a href="#">Specification - Presto 504</a></p>	<p><a href="#">PlumbingFixtures Tap Thornthwaite Presto504 Cold.rfa</a>  <a href="#">PlumbingFixtures Tap Thornthwaite Presto504 Warm.rfa</a>  <a href="#">Presto 504.dxf</a></p>
<p><b>Presto 705 Timed Flow Tap</b></p> 	P64654 - Presto 705 timed flow lever tap 7.5 sec	<p><a href="#">Specification - Presto 705</a>  <a href="#">Accessible Washrooms Flyer</a>  <a href="#">Presto 705 Tap Line Drawing</a></p>	<p><a href="#">Presto 705.dxf</a>  <a href="#">Presto 705.dxf</a>  <a href="#">Presto705.rfa</a></p>

**Presto 704 Timed Flow Tap**

P63909 - Presto 704 timed flow lever tap 7.5 sec

[Specification - Presto 704](#)

[PlumbingFixtures Tap Thornthwaite Presto704.rfa](#)  
[Presto 704.dxf](#)



**Presto Volta Sensor Tap**

P55053 - Presto Volta sensor tap – mains

[Datasheet - Presto Volta](#)  
[Specification - Presto Volta Single](#)  
[Product-Manual-Presto-Volta](#)  
[Accessible Washrooms Flyer](#)  
[Line Drawing - Presto Volta](#)

[Presto Volta Sensor Single Mains.dxf](#)  
[Presto Volta Sensor Single Battery.dxf](#)  
[PlumbingFixtures Tap Thornthwaite PrestoVoltaSensorTap.rfa](#)



**Presto Volta Sensor Mixer Tap**

P55154 - Presto Volta sensor mixer tap – mains

[Datasheet - Presto Volta](#)  
[Specification - Presto Volta Mixer](#)  
[Product-Manual-Presto-Volta](#)  
[Line Drawing - Presto Volta](#)

[Presto Volta Sensor Mixer Mains.dxf](#)  
[Presto Volta Sensor Mixer Battery.dxf](#)  
[PlumbingFixtures MixerTap Thornthwaite PrestoVoltaSensorMixerTap.rfa](#)



**Thornthwaite Care Basin Lever Mixer**

B60107 - Thornthwaite Care Lever Basin Mixer



**Rada SF1 620 Shower with 900mm Grab Rail**

77322.101 - Rada SF1 620 Hand Held Shower and (1.5 m) Hose with 900mm Grab Rail (Satin), Friction Slide & Elbow

[Product Manual - Rada Rail Shower](#)  
[Installation Instructions - Grab Rail](#)  
[Line Drawing - Rada SF1 620 900mm](#)

[CAD - Rada SF1 620 900mm Grab Rail](#)



**Rada SF1 620 Shower, 900mm Grab Rail & Aqua Mixer**

77322.109 - Rada SF1 620 Hand Held Shower and (1.5 m) Hose with 900mm Grab Rail (Satin), Friction Slide, Elbow & Aqua Mixer

[Product Manual - Rada Rail Shower Installation Instructions - Grab Rail](#)

[CAD - Rada SF1 620 900mm Grab Rail](#)



**Rada 215dk Thermostatic Mixing Valve with Exposed Kit**

40861EK - Rada 215dk for exposed installation

[Brochure - Rada TMVs Specification - Rada 215dk and ek](#)  
[Product Manual - Rada 215 TMV Rada 215dk Exposed Kit Line Drawing](#)

[PlumbingFixtures ThermostaticMixingValve Thornthwaite Rada215dkExposedInstallation.rfa](#)




**Rada 215dk Thermostatic Mixing Valve in a Box**

40861EBG300 - Rada 215dk TMV in an exposed galvanised box and lid

[Brochure - Rada TMVs Specification - Rada 215dk TMV Boxed](#)  
[Product Manual - Rada 215 TMV Rada 215dk TMV in a Recessed Galvanised Box with Stainless Steel Lid \(with lid\) Line Drawing](#)

[Revit](#)



**Rada VR105 Vandal Resistant Showerhead**

09877 - Rada VR 105 vandal resistant shower head – 8.5 L/min (3 Star WELS)

[Datasheet - Rada VR Showerheads Specification - Rada VR105](#)  
[Product Manual - Rada VR105 Showerhead VR105 Rada Shower Heads Line Drawing](#)

[PlumbingFixtures ShowerHead Thornthwaite RadaVR105 VR106.rfa](#)



**Rada VR2 Vandal Resistant Showerhead**

1652.009 - Rada VR2 vandal resistant shower head – 8 L/min

[Datasheet - Rada VR Showerheads Specification - Rada VR2](#)  
[Product Manual - Rada VR2 Showerheads VR2 Rada Shower Heads Line Drawing](#)

[PlumbingFixtures ShowerHead Thorntwaite RadaVR2.rfa](#)  
[Rada VR2 Vandal Resistant Showerhead.dxf](#)



**B-Safety Emergency Handheld Eyewash, One Spray Head 45°, Wall or Table Mounted**

BR713025 - B-Safety ClassicLine Emergency Handheld Eyewash, One Spray Head 45°, Wall or Table Mounted, Green

[Product Manual - Eyewash and Eye/Face Wash](#)



**B-Safety Emergency Handheld Eyewash, One Spray Head, Wall Mounted**

BR718030 - B-Safety PremiumLine Emergency Handheld Eyewash One Spray Head Wall Mounted Stainless Steel

[Product Manual - Eyewash and Eye/Face Wash](#)



**B-Safety Emergency Handheld Eyewash, Two Spray Heads 45°, Wall or Table Mounted**

BR714025 - B-Safety ClassicLine Emergency Handheld Eyewash Two Spray Heads 45° Table and Wall Mounted Green

[Product Manual - Eyewash and Eye/Face Wash](#)



**B-Safety Emergency Shower & Eyewash, 2 Spray Heads SS Bowl with Draining, Floor Mtd**

BR837585 - B-Safety ClassicLine Emergency Shower with Eyewash Two Spray Heads and Stainless Steel Bowl Draining Freestanding, Floor Mounted, Green

[Data Sheet](#)

[Product Manual - Eyewash and Eye/Face Wash](#)

[Product Manual - Emergency Showers](#)



**B-Safety Freestanding Emergency Eyewash 2 Spray Heads in Stainless Steel Bowl**

BR305085 - B-Safety ClassicLine Emergency Eyewash Two Spray Heads in Stainless Steel Bowl Freestanding Floor Mounted Green

[Product Manual - Eyewash and Eye/Face Wash](#)



**B-Safety Emergency Shower with Pull Actuation, Wall Mounted, Exposed Pipework**

BR082085 - B-Safety ClassicLine Emergency Shower with Pull Actuation, Wall Mounted, Exposed Pipework, Green

[Product Manual - Emergency Showers](#)



**B-Safety Emergency Eyewash or Eye/Face Wash with 2 Spray Heads 45°, Wall Mounted**

BR250085 - B-Safety ClassicLine emergency eyewash and eye/face wash with two spray heads 45°, wall mounted, exposed pipework, green.

[Data Sheet](#)

[Product Manual - Eyewash and Eye/Face Wash](#)

