


# Commercial Washroom Product Package

For public, commercial, educational and sports centre bathrooms



Improve hygiene  
Use no-touch sensors



Click on products for technical, WELS & WaterMark information

**THORNTHWAITE**  
EST 1933

Significant Water & Energy Savings

## Tapware

### No-Touch Sensor Taps



Volta Sensor

Volta Mixer

### Auto Shut-Off Taps



Presto 2000

Presto 2020 Mixer

Presto 2010

### Auto Shut-Off Taps



Presto 605

Presto 504

Presto 705

Presto 704

### Single Lever Mixers



M5 Basin Mixer

M5 Tower Mixer

M5 Wall Mixer

M5 Shower Mixer

Aqua Basin Mixer

## Rinse Showers

### Auto Shut-Off



Presto DL400 Shower Panel

Presto Shower Valve

Rada 120 Mono Sensor

### Shower Head



Rada VR2 Vandal Resistant

Rada Mono Urinal Sensor

## Urinal Sensor

## Accessible Bathroom

AS 1428.1 Compliant

### Tapware



Volta Sensor

Volta Mixer

Presto 705

Care Mixer

### Grab Rail Showers – Rada SF1 620 & Aqua Mixer



900mm

Left Hand

LH & RH

Right Hand

### Shower Seat



Shower seat

## Fixtures Schedule

Two ways to create it then export to Excel or PDF

**WWW** Go to a product Page. Click + to add to your Fixtures Schedule.

**EMAIL** Ask us to create it, even in your format. Email us your floor plans.

[www.thornthwaite.com.au](http://www.thornthwaite.com.au)


[info@thornthwaite.com.au](mailto:info@thornthwaite.com.au)

(02) 9417 4466

Thornthwaite LinkedIn >> scan QR code



### Accessible Toilet Grab Rails



Left Hand Set

Right Hand Set

### Toilet Backrest



Toilet Backrest

### Ambulant Rails



LH & RH Kit

### TMV



Rada 215dk Box



Click on products for technical, WELS & WaterMark information

## Centralised Washroom Solutions

### Rada Pulse Sensor System

Basin & Shower Sensors Urinal Sensors



#### Rada Pulse

- Centralised washroom sensor system
- Each Control Box controls up to 10 outlets
- For basins, showers & urinals
- Hygienic no touch sensors
- Programmable flow times & block-out times



#### Rada Vandal Resistant Showers



#### Basin Spout




#### TMV



### Rada Outlook Thermostatic Sensor System

Basin & Shower Sensors



#### Rada Outlook

- Digital thermostatic shower & basin sensor system (no-touch or touch)
- Each Unit controls up to 6 outlets
- Program flow times, block-out times, temperatures, duty flush and thermal disinfection from an MS Windows device, IT network or BMS (additional)
- Network up to 31 Units (186 outlets)
- Monitor outlet usage — Number of activations and total time used



#### Vandal Resistant Shower Heads



#### Basin Spout



#### Rada Sense

- Digital thermostatic shower & basin sensor mixer
- No-touch on/off & temperature adjustment
- Program from an iOS/Android device
- Option to network & program up to 31 Rada Sense units from your IT Network or BMS
- Program flow times, temperatures, duty flush and thermal disinfection
- Monitor outlet usage - Number of activations and total time used

### Rada Sense Thermostatic Shower & Basin Mixer

Optional Networking



### Kitchen & Sink Mixers



### Chemical Storage

Emergency Shower & Eyewash

